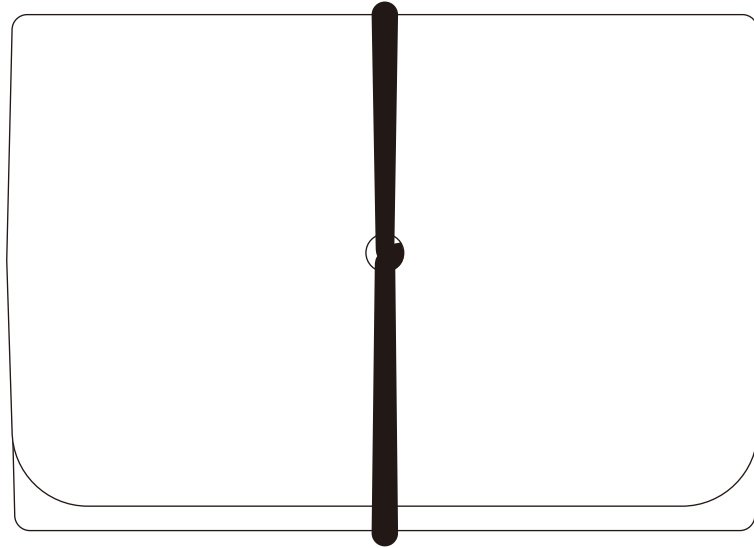


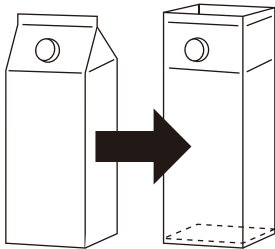
# Instruction of Used Milk Tetra Pak Coin and Card Purse

Finished Size : 100mm x 65mm

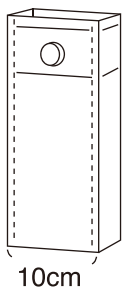


Actual Size

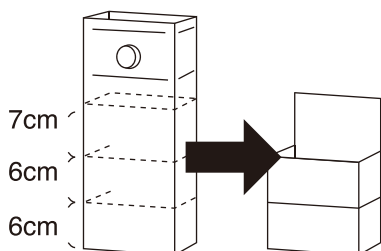
1. Cut the Bottom of Tetra Pak.



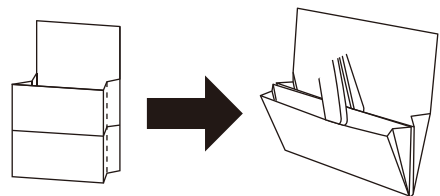
2. Change the width of Tetra Pak to 10cm.



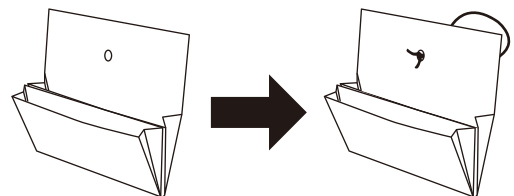
3. Cut to these two 6cm heights and one 7cm height.



4. Fold these two inner bags, Staple them.



5. Make a small hole, knotted elastic rope pass through the hole



6. Finished

